

Plan and Implementation of Flexible D-Statcom for Mitigating Power Quality Problems and Improve the Distribution System Performance

Ganji Vivekananda¹, Dr K. Chandra Sekhar²

¹Research scholar in Department of EEE, Acharya Nagarjuna University, Guntur, AP, India

²Professor & Head, Department EEE, RVR & JC College of Engg, Guntur, AP, India

Abstract— This paper gives point by point data about adaptable D-STATCOM, which is utilized to decrease a wide range of deficiencies and enhance control quality and work as a Distributed Generation. It gives proceeds with power supply to the heaps even the primary source is separated and doesn't intrude. In this manner D-STATCOM works same as an adaptable D-STATCOM and consequently is known as Flexible D-STATCOM. The execution of Flexible D-STATCOM framework is to enhance the power quality by decreasing flaws in circulation framework execution under a wide range of framework related unsettling influences and framework lopsided deficiencies, for example, Line-to-Line and DLG blames under islanding condition. 12-bit D-STATCOM setup is used with IGBT which is planned and is utilized as a part of deciding the graphical portrayal of the D-STATCOM utilizing the product PSCAD/EMTDC electromagnetic transient recreation program. The unwavering quality and heartiness of the control conspires in the framework is dictated by the voltage aggravations happened by Line to line and twofold line to ground issues and islanded working condition are along these lines confirmed in the outcomes acquired in reproduction.

Keywords— D-STATCOM Voltage Sags, Distribution System, Faults, Energy Storage Systems, Islanding Condition.

I. INTRODUCTION

The electrical utilities systems for transmitting and distributing Powers are entering a sudden period of change. Their operation is due to be fine-tuned, to an unprecedented degree, by the application of power electronics, microprocessors and microelectronics in general and communications. Between these technologies will make the transmission and distribution of electricity more reliable, more controllable and more efficient.

At present numerous transmission offices go up against at least one constraining system parameters in addition to the powerlessness to direct power stream freely. The

dispersion static synchronous compensator (DSTATCOM) is a certainties controller, can be utilized different strategies have been connected to alleviate voltage droops. The ordinary techniques utilize capacitor banks, new parallel feeders, and uninterruptible power supplies (UPS). Be that as it may, the power quality issues are not totally comprehended because of wild responsive power remuneration and high expenses of new feeders and UPS. The D-STATCOM has developed as a promising gadget to give to voltage hang relief as well as for a large group of other power quality arrangements, for example, voltage adjustment, gleam concealment, control consider redress, and symphonious control. D-STATCOM is a shunt gadget that produces an adjusted three-stage voltage or current with capacity to control the greatness and the stage point. DG gives many advantages, for example, top shaving, fuel exchanging, enhanced power quality and unwavering quality, expanded productivity, and enhanced ecological execution. There is an appeal for utility DG establishments because of their favorable circumstances updating the circulation foundation. Most DG units are associated with the appropriation framework through a shunt nonlinear connection, for example, a VSI or a Current Source Inverter (CSI).

There are many sorts of Distributed Generation. Among them are wind, biogas, energy units and sun based cells. For the most part, these sources are associated with matrix through inverters and their principle capacity is to convey dynamic power into the framework. The to control the genuine power and receptive power. Freely. There are numerous techniques for lessening the issues, yet because of misfortunes in the framework they are not reasonable for working. Because of less productivity and misfortunes happening in the framework different strategies are not ideal. An adaptable D-STATCOM framework intended to work in two unique modes. At first, it can moderate voltage lists created by LL and DLG issues. Also, it can alleviate voltage droops created by three-stage open-circuit blame by opening the three

periods of an electrical switch and separating the principle control source (islanding condition). Receptive power pay is a critical issue in the control of dispersion frameworks. Responsive current builds the dispersion framework misfortunes, decreases the framework influence calculate, shrivel the dynamic influence ability and can bring about extensive plentifulness varieties in the heap side voltage. DGs are intended to supply dynamic power or both dynamic and responsive power.

The new patterns in power gadgets converters make the execution of such numerous capacities achievable. A DG is islanded when it supplies energy to a few burdens while the principle utility source is separated. Islanding recognition of DGs is considered as a standout amongst the most vital perspectives while interconnecting DGs to the dispersion framework. With the expanding entrance and dependence of the dissemination frameworks on DGs, the new interface control systems are being proposed.

This paper proposes an adaptable D-STATCOM framework intended to work in two distinct modes. At first, it can moderate voltage droops created by LL and DLG shortcomings. Also, it can relieve voltage hangs created by three-stage open-circuit blame by opening the three periods of an electrical switch and disengaging the principle control source (islanding condition). Receptive power remuneration is an essential issue in the control of circulation frameworks. Receptive current expands the dissemination framework misfortunes, diminishes the framework influence figure, shrivel the dynamic influence ability and can bring about vast adequacy varieties in the heap side voltage. Different techniques have been connected to alleviate voltage lists.

The customary techniques utilize capacitor banks, new parallel feeders, and uninterruptible power supplies (UPS).

The power quality issues are not totally illuminated because of wild receptive power pay and high expenses of new feeders and UPS. The D-STATCOM has developed as a promising gadget to give to voltage hang alleviation as well as for a large group of other power quality arrangements, for example, voltage adjustment, glimmer concealment, control calculate rectification, and consonant control. D-STATCOM is a shunt gadget that creates an adjusted three-stage voltage or current with capacity to control the extent and the stage edge.

By and large, the D-STATCOM design comprises of a normal 12-beat inverter course of action, a dc vitality stockpiling gadget; a coupling transformer associated in shunt with air conditioning framework, and related control circuits. The designs that are more advanced utilize multi-beat as well as multilevel setups. The VSC changes over the dc voltage over the capacity gadget into

an arrangement of three-stage air conditioning yield voltages. These voltages are in stage and combined with the air conditioner arrangement of system through the reactance of the coupling transformer. In this strategy, Clark and Park changes are not required. They have been examined voltage droop/swell relief because of simply load variety while no adjusted and unequal issues have been researched. In this paper, another control strategy for relieving the heap voltage hangs brought about by a wide range of blame is proposed. To identify the relative pick up of PI controller is construct just with respect to Trial and Error Method. In this paper, the relative pick up of the PI controller is settled at a same esteem, for a wide range of issues, by tuning the transformer reactance in an appropriate sum. At that point the power and unwavering quality of the proposed strategy is more than the said strategies.

In this technique, the dc side topology of the D-STATCOM is changed for moderating voltage mutilations and the impacts of framework blames on the delicate burdens are explored and the control of voltage lists are dissected and recreated.

II. PROBLEM DESCRIPTION

Control quality is absolutely a noteworthy worry in the present time; it turns out to be particularly critical with the presentation of modern gadgets. Numerous issues are happening in power quality, for example, Power Factor, Voltage gleaming, Harmonic Distortions, Voltage Transients, Voltage Sags or Dips, Voltage Swells These are power quality issues in the dissemination framework. To enhance the power quality these might be connected: Power figure revision, Transient voltage surge concealment, Special line score sifting, appropriate earthing frameworks, Uninterruptible power supplies, Harmonic separating and control Power quality is unquestionably a noteworthy worry in the present time, it turns out to be particularly imperative with the presentation of complex gadgets, whose execution is exceptionally delicate to the nature of force supply The electronic gadgets are extremely touchy to unsettling influences and in this manner modern burdens turn out to be less tolerant to power quality issues, for example, voltage plunges, voltage swells, and sounds.

The fundamental reason for the coupling inductors is to sift through the present symphonious parts that are produced predominantly by the throbbing yield voltage of the power converters. The STATCOM is associated with the power systems at a PCC, where the voltage-quality issue is a worry. Every single required voltage and streams are measured and are encouraged into the controller to be contrasted and the summons. As a rule, the VSC is spoken to by a perfect voltage source related

with interior misfortune associated with the AC influence by means of coupling reactors. On a basic level, the trading of genuine power and responsive power between the STATCOM and the power framework can be controlled by altering the adequacy and period of the converter yield voltage. On account of a perfect lossless power converter, the yield voltage of the converter is controlled to be in stage with that of the power framework. For this situation, there is no genuine power flowed in the STATCOM; in this manner, a genuine power source is not required. To work the STATCOM in capacitive mode or var era, $+Q$, the extent of the converter yield voltage is controlled to be more prominent than the voltage at the PCC. Conversely, the size of the yield voltage of the converter is controlled to be not as much as that of the power framework at the PCC on request to retain receptive power or to work the STATCOM in inductive mode, $-Q$. To direct the capacitor voltage, a little stage move d is presented between the converter voltage and the power framework voltage. A little slack of the converter voltage regarding the voltage at the PCC makes genuine energy to spill out of the power framework the STATCOM, while the genuine power is exchanged from the STATCOM to the power framework by controlling the converter voltage so it drives the voltage at the PCC.

Voltage plunges are viewed as a standout amongst the most extreme aggravations to the modern hardware Electronic supplies are exceptionally touchy burdens against sounds in light of the fact that their control relies on upon either the pinnacle esteem or the zero intersection of the provided voltage, which are altogether impacted by the consonant twisting. As one of the unmistakable power quality issues, the starting point, outcomes and relief methods of voltage list/swells and intrusions issue. The methods of rectifying the issues in a dissemination framework by solid power hardware based gadgets called Dynamic Voltage Restorer (DVR) and the Distribution Static Compensator (D-STATCOM). Voltage from both gadgets is associated into the framework to redress the issues. The execution of the DVR and the D-STATCOM is considered for the power quality issues to be seen.

For the most part two sorts of VSC-based compensators have been normally utilized for alleviation of the voltage droops and swells and directing the heap transport voltage. Those are shunt and arrangement gadgets which are DSTATCOM and DVR individually. The execution of the DSTATCOM and the DVR utilized for the heap transport voltage control have been broke down and looked at when a nonlinear load is associated over the heap transport. Both of these compensators are utilized under shut circle voltage-control mode. The DSTATCOM

and the DVR has been acquired for the frail and solid air conditioning supply frameworks.

In this manner the execution of FD-STATCOM framework is to alleviate control quality issues and enhance circulation framework execution under a wide range of framework related aggravations and framework uneven flaws, for example, Line-to-Line (LL) and Double Line to Ground (DLG) blames and supplies energy to delicate loads under islanding condition. The 12-beat D-STATCOM arrangement with IGBT is outlined and the realistic based models of the D-STATCOM are created utilizing the PSCAD/EMTDC electromagnetic transient reproduction program. The unwavering quality and strength of the control conspires in the framework reaction to the voltage unsettling influences brought on by LL and DLG shortcomings and islanded working condition are clearly demonstrated in the reproduction comes about.

III. STRUCTURE OF FD-STATCOM:

The STATCOM is the strong state-based power converter form of the SVC. The idea of the STATCOM was proposed by Gyugyi in 1976. Working as a shunt-associated SVC, its capacitive or inductive yield streams can be controlled freely from its associated AC transport voltage.

There are distinctive strategies utilized for executing and for moderating deficiencies are: FD-STATCOM is worked by utilizing Unified Power Flow Controller (UPFC), Insulated Gate bipolar transistor (IGBT), Super capacitor vitality stockpiling framework (SCESS) Step up and venture down transformer associated in Y-Y and Y- Δ association.

Unified Power Flow Controller

Bound together Power Flow Controller (UPFC) comprise from two sections, arrangement and shunt, to deal with the stream of dynamic power from one section to the next, however FDG comprise of one section just, in light of the fact that it has a supply of the dynamic power from DG framework.. The essential electronic piece of the FD-STATCOM is the voltage source inverter that changes over an info dc voltage into a three-stage yield voltage at major recurrence. These voltages are in stage and combined with the air conditioner framework through the reactance of the coupling transformer. Appropriate modification of the stage and extent of the FD-STATCOM yield voltages permits successful control of dynamic and receptive power trades between the FD-STATCOM and the air conditioner framework.

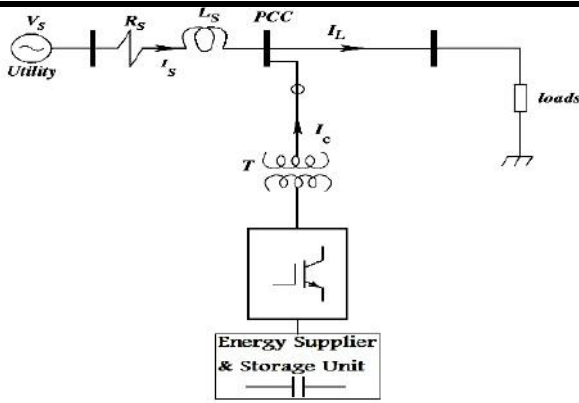


Fig.1: schematic representation of the FD-STATCOM

A run of the mill 12-beat inverter course of action using two transformers with their primaries associated in arrangement. The principal transformer is in Y-Y association and the second transformer is in Y-Δ association. Every inverter works as a 6-beat inverter, with the Y-Δ inverter being postponed by 30 degrees as for the Y-Y inverter. The IGBTs of the proposed 12-beat FD-STATCOM are associated hostile to parallel with diodes for compensation purposes and charging of the DC capacitor. This is to give a 30 degrees stage move between the beats and to diminish music created from the FD-STATCOM. The FDSTATCOM is associated in shunt to the framework.

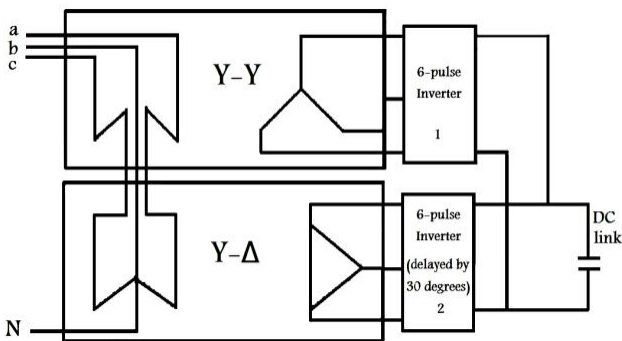


Fig.2: The 12-pulse FD-STATCOM arrangement

The square outline of the control plot intended for the FD-STATCOM is construct just with respect to estimations of the voltage VRMS at the heap point.

The piece graph of the control plot intended for the FD-STATCOM. It is construct just in light of estimations of the voltage VRMS at the heap point. The voltage blunder flag is acquired by contrasting the deliberate VRMS voltage and a reference voltage, VRMS Ref. A PI controller forms the contrast between these two flags keeping in mind the end goal to get the stage point δ that is required to drive the mistake to zero. The edge δ is utilized as a part of the PWM generator as the stage edge of the sinusoidal control flag. The exchanging recurrence

utilized as a part of the sinusoidal PWM generator is $f_{sw}=1450$ Hz and the balance file is $M_a \approx 1$. The balancing edge δ is connected to the PWM generators in stage A. The points of stages B and C are moved 120 and 240 degrees, individually.

IV. OPERATION OF FD-STATCOM

Keeping in mind the end goal to relieve voltage hangs brought about by LL and DLG blames and to supply energy to delicate load, another strategy is proposed in which the FD-STATCOM and Super Capacitor Energy Storage framework (SCESS) are incorporated. Diverse sorts of deficiencies may happen in appropriation framework, controller framework must have the capacity to alleviate any sorts of voltage hangs. The incorporation and control of SCESS into a FD-STATCOM is produced to alleviate such issues, upgrade control quality and enhance circulation framework unwavering quality. The new technique builds up the control ideas of charging and releasing the SCESS by DSTATCOM, and approves the execution of an incorporated DSTATCOM SCESS for enhancing dissemination framework execution under a wide range of framework related unsettling influences and framework issues, for example, LL and DLG shortcomings and under islanded working condition. The SCESS is clarified as taking after:

SCESS:

Super capacitor is another vitality gadget developed lately. It is otherwise called twofold layer capacitor. The electrical twofold layer capacitor is a novel vitality stockpiling segment. the super capacitor does not have electrochemical response and just have electric charges adsorption and desorption when it is charged and released. It has many merits, for example, high charge/release present, less upkeep, long life and some other immaculate execution. In the meantime, its little spillage current empowers it has long time of vitality stockpiling and the productivity could surpass 95%.

The structure of SCESS, Its circuit is essentially made out of three sections:

- (a) Rectifier Unit
- (b) Energy Storage Unit
- (c) Inverter Unit.

Rectifier unit embraces three stage full extension rectifiers to charge super capacitor and supply dc control vitality to inverter unit.

Inverter unit embraces three stage voltage inverter made out of IGBTs, it interfaces with power network by means of transformer.

At the point when SCESS works typically, voltage at dc side is changed over into airconditioning voltage with an indistinguishable recurrence from power matrix through IGBT inverter. At the point when just considering crucial

recurrence, SCESS can be identical to air conditioning synchronizing voltage source with controllable greatness and stage. Vitality stockpiling unit i.e. super capacitor vitality stockpiling exhibits are made out of numerous solid super capacitors. In the event that an expansive number of super capacitors are set in parallel, in the meantime it enhances limit of force hardware gadgets in power transformation framework in this manner it can be effectively made out of more vast limit SCESS, Thus the operational unwavering quality and control adaptability won't be influenced. Super capacitor is effectively modularized, when required, and it is extremely advantageous in limit extension.

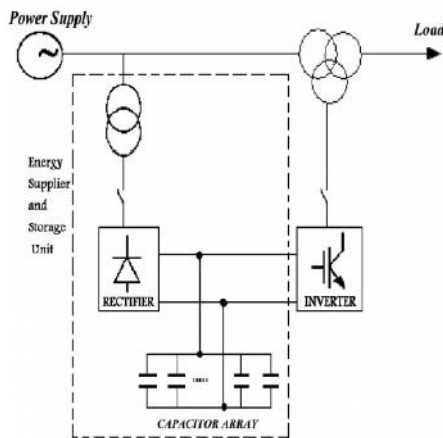


Fig.3: Structure of SCESS

SCESS in view of DG associated with power lattice can be separated into three capacity squares: super capacitor exhibits parts put away vitality, control vitality change framework in vitality change and transmission, and a coordinated control framework. SCESS stores vitality as electric field vitality utilizing super capacitor exhibits. At the absence of vitality crisis or when vitality required, the put away vitality is discharged through control framework, quickly and precisely repaying framework dynamic and receptive power, to accomplish the adjust of force vitality and security control. Deciding the quantity of vitality stockpiling module can spare super capacitors, and further lessening volume, quality and cost of the vitality stockpiling unit. the FD-STATCOM supplies responsive energy to the framework.

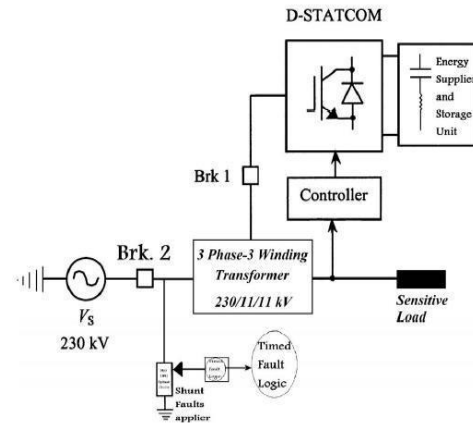


Fig.4: Distribution system with FD-STATCOM integrated with SCESS and controller

Inverter based solutions:

Inverter based arrangements all have in like manner that they depend on power electronic rectifiers, converters or inverters to help the gear to withstand a voltage plunge. The majority of the arrangements utilize some sort of vitality stockpiling.

Uninterruptible Power Supply:

The most widely recognized alleviation gadget is the UPS. The reason is the low venture, basic operation and control. It is typically associated between the system and the hardware to secure, however different designs exist. The UPS is typically made of a diode rectifier, a battery and a converter. Different setups with other vitality sources than batteries exist, however are not as normal. The UPS is utilized for rather restricted power necessities since the cost brought about by the misfortunes in the two converters and the upkeep of the batteries are generally high. In mechanical situations UPS are ordinarily used to ensure control hardware and PCs.

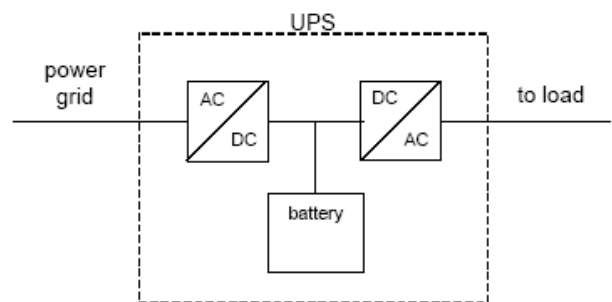


Fig.5: Example of a standard UPS

A change of the UPS is the disconnected UPS. These units are frequently littler and intended for shorter interferences. The UPS is ordinarily not associated with the heap. Rather a power electronic switch controls the association between the matrix and the heap. The aggregate time from detecting a voltage plunges and change to the battery source is 2-4ms in normal. When the

utility voltage gives back, the UPS switches stack back and the batteries energize.

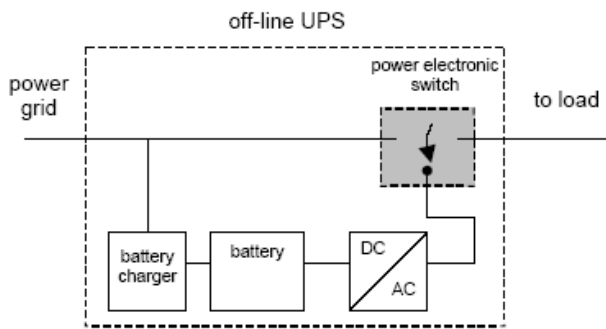


Fig.6: Example of an off-line UPS.

Voltage source converters (VSC):

A voltage-source converter is a power electronic gadget, which can create a sinusoidal voltage with any required size, recurrence and stage point. Voltage source converters are broadly utilized as a part of customizable speed drives yet can likewise be utilized to alleviate voltage plunges. The VSC is utilized to either totally supplant the voltage or to infuse the „missing voltage“. The „missing voltage“ is the distinction between the ostensible voltage and the genuine. The converter is ordinarily in light or some likeness thereof of vitality stockpiling, which will supply the converter with a DC voltage. The strong state gadgets in the converter is then changed to get the craved yield voltage. Typically the VSC is utilized for voltage plunge relief, as well as for other power quality issues, e.g. gleam and music.

Series Voltage Controller [Dynamic Voltage Restorer (DVR)]:

The arrangement voltage controller is associated in arrangement with the secured stack. Generally the association is made by means of a transformer, yet setups with direct association by means of force gadgets likewise exist. The subsequent voltage at the heap transport bar measures up to the aggregate of the matrix voltage and the infused voltage from the DVR. The converter creates the receptive power required while the dynamic power is taken from the vitality stockpiling. The vitality stockpiling can be diverse relying upon the necessities of adjusting. The DVR regularly has constraints on the profundity and length of the voltage plunge that it can adjust. In this manner right measured must be utilized as a part of request to accomplish the craved protection. Batteries for more yet less extreme extent drops and super capacitors in the middle. There are likewise different blends and designs conceivable.

There are designs, which can work with no vitality stockpiling, and they infuse a slacking voltage with the heap current. There are likewise extraordinary methodologies on what to infuse to acquire the most

intense arrangement. The principle advantage with this strategy is that a solitary DVR can be introduced to secure the entire plant (a couple MVA) and also single burdens. In view of the quick switches, normally IGBT's, voltage remuneration can be accomplished in under a large portion of a cycle. Weaknesses are that it is moderately costly and it just mitigates voltage plunges from outside the site. The cost of a DVR primarily relies on upon the power rating and the vitality stockpiling limit.

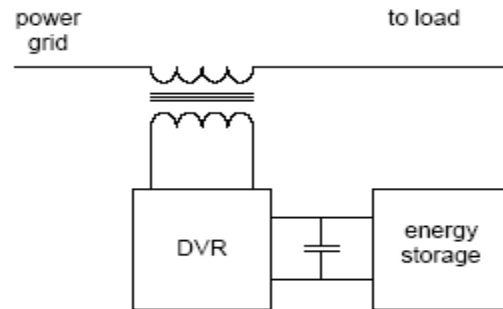


Fig.7: Example of a standard configuration for a DVR.

Shunt Voltage Controller [Distribution Static Compensator (DSTATCOM)]:

The shunt voltage controller is a voltage source converter associated in parallel with the heap transport bar through a transformer or a reactor. The distinction between the DVR and the SVC is that as opposed to infusing a voltage, the current through the reactance is controlled. The shunt voltage controller is ordinarily utilized for power calculate rectification, voltage gleam, dynamic sifting, and so on., instead of voltage moderation. For issues started near the SVC, on a similar voltage level or near the heap, the impedance seen by the SVC will be low. Since the commitment to the transport bar voltage measures up to the infused current increased by the impedance, a high responsive current will be drawn amid such ablame. Regardless of the possibility that the SVC can be utilized for voltage plunge relief reason,It is not the better option contrastedwithDVR.

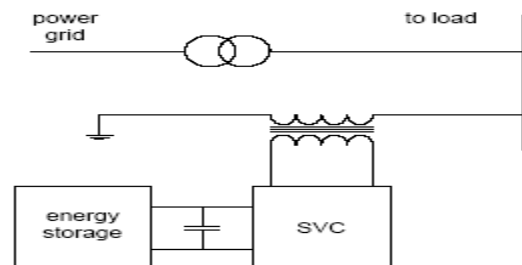


Fig.8: Example of a standard configuration for a shunt voltage controller

Combination of a DVR and a SVC:

An improvement of the voltage source converters is a mix of the DVR and the SVC. By utilizing them together, the SVC will amid a voltage plunge utilize the rest of the

voltage to get the obliged vitality to the DVR by taking a current from the power framework. The DVR will then infuse the missing voltage as portrayed before along these lines repaying the voltage plunge. Utilizing this setup appeared in figure18, no vitality stockpiling is required with the exception of a little capacitance to settle the DC-interface. The primary impediment with the SVC and vast streams amid deficiencies still remains.

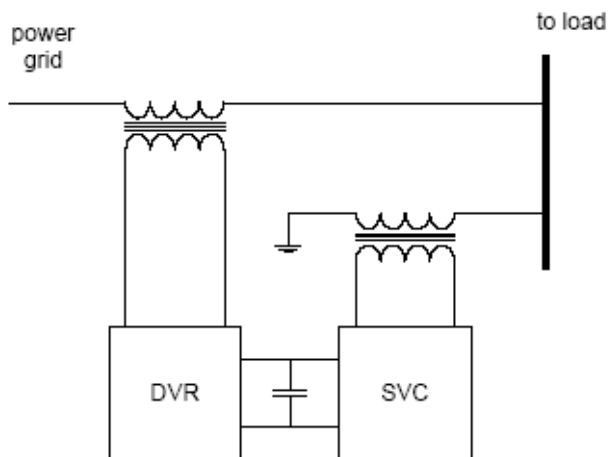


Fig.9: Combination of a DVR and SVC without energy storage.

Energy storage:

The vitality required amid an aggravation through voltage source converters; rectifiers, inverters, UPS, can be put away electrically, actively, synthetically, or attractively. These can be actualized by capacitors, flywheels, batteries or superconducting attractive curls (SMES).The improvement of new stockpiling medium outcomes in expanded ability of those gadgets.

Capacitors:

Capacitors can be utilized as vitality stockpiling to deliver dynamic power. The measure of vitality put away on the capacitor is relative to the square of the voltage. To supply a steady dc-voltage there must be a dc-dc converter to direct the voltage, since the capacitor voltage diminishes when the capacitor is released. Capacitors can regularly be utilized something like a few moments ride-through, contingent upon the heap.

Batteries:

Batteries have a higher vitality thickness than capacitors and supply control for a more extended time than capacitors, however at a slower rate. Batteries have a couple detriments contrasted with capacitors; they may contain substances, which are not ecologically inviting, a constrained lifetime, and they oblige upkeep to work as planned.

V. SIMULATIONS AND RESULTS

This area portrays the PWM-based control conspire with reference to the D-STATCOM. The point of the control plan is to keep up consistent voltage size at the point where a delicate load is associated, under framework unsettling influences. The control framework just measures the r.m.s voltage at the heap point, i.e., no receptive power estimations are required. The VSC exchanging procedure depends on a sinusoidal PWM method which offers straightforwardness and great reaction. Since custom power is a moderately low-control application. PWM strategies offer a more adaptable choice than the key recurrence exchanging (FFS) techniques supported in FACTS applications. Additionally, high exchanging frequencies can be utilized to enhance the productivity of the converter, without bringing about critical exchanging misfortunes.

A three-stage alternator of 42.5 kVA, 50 Hz, 400V (L-L) rating sustains energy to disconnected dissemination framework. The alternator is coupled to the diesel motor with senator as prime mover. The heap considered on the framework speaks to an acceptance engine stack. The synchronous machine yield voltage and recurrence are utilized as criticism contributions to a control framework, which comprises of the diesel motor with senator and also an excitation framework. The fundamental graph of DSTATCOM associated as shunt compensator. It comprises of a three-stage, current controlled voltage source converter (CC-VSC) and an electrolytic DC capacitor. The DC transport capacitor is utilized to give a self-supporting DC transport. The test framework includes a 230 kV transmission framework. An adjusted load is associated with the 11 kV, optional side of the transformer. Brk. 1 is utilized to control the operation time of the FD-STATCOM. A 12-beat FD-STATCOM is associated with the tertiary twisting by shutting Brk. 1 at 0.2 s, for keeping up load RMS voltage at 1pu. A SCESS on the dc side give the FD STATCOM vitality stockpiling capacities. The reproductions are done for both situations where the FDSTATCOM is associated with or disengaged from the framework.

The recreations of the FD-STATCOM in blame condition are done utilizing LL and DLG deficiencies and under islanded working condition. In LL and DLG deficiencies the blamed stages are stages An and B while in islanded working condition, three conductors open by Brk. 2 in 0.4 – 0.5 s. The length of the islanding condition are considered for around 0.1 s and the LL and DLG shortcomings are considered for around 0.3 s. The shortcomings are applied at 0.4 s. The aggregate reenactment time is 1.6 s. In this paper, the FD-STATCOM utilizes the proposed control strategy to alleviate the heap voltage droops because of a wide range

of flaws. The reenactments are accomplished for a wide range of issues presented in the 11kV appropriation frameworks as takes after:

Simulation results for Line-to-Line fault:

At the point when the framework works without FD-STATCOM and under LL blame. For this situation, the voltage drops by just about 20% regarding the reference esteem. Int = 0.2 s, the FD-STATCOM is associated with the dissemination framework. The voltage drop of the touchy load point is moderated utilizing the proposed control strategy. The moderated RMS voltage utilizing this new strategy an exceptionally powerful voltage control is given the RMS voltage and Vab (line voltage) at the heap point in interim 0.4 - 0.7 s, individually, for the situation when the framework works without FD-STATCOM and under LL blame. The Vab recurrence ranges amid alleviation of voltage droop that is displayed in percent. The THD in percent for Vab in amid moderation of LL blame event is 0.034%. In light of a 12-beat FD STATCOM is utilized as a part of this paper, and after that the THD for Vab is little.

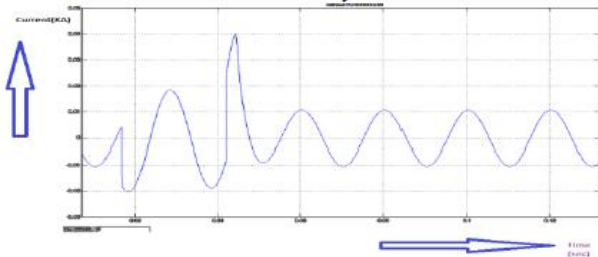


Fig.10: Current waveforms at PCC without FD-STATCOM

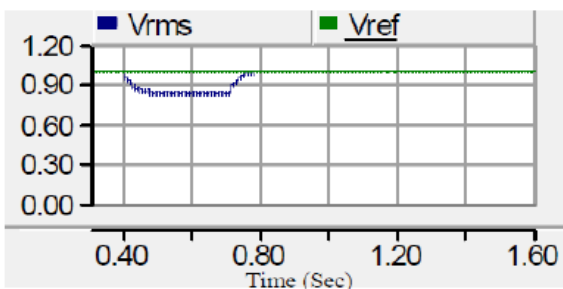


Fig.11: The RMS Voltage (VRMS) at PCC without FD-STATCOM

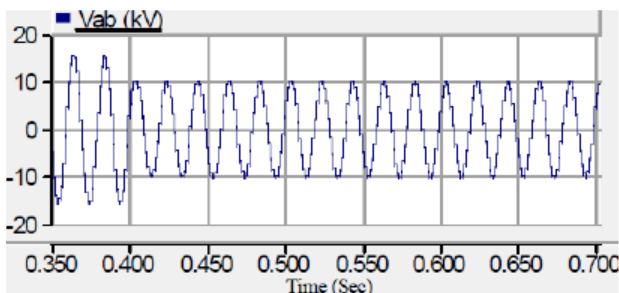


Fig.12: Vab at PCC Without FD-STATCOM

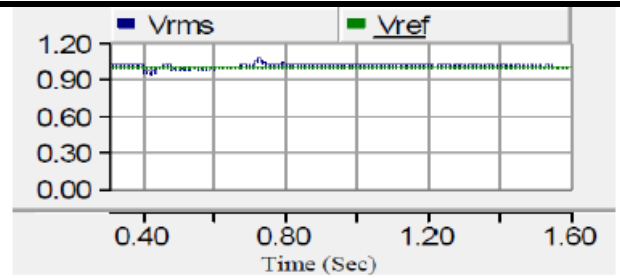


Fig.13: Compensated RMS Voltage under LL fault

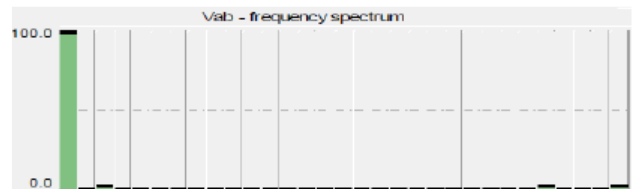


Fig.14: Frequency Spectrum for Vab during mitigation of L-L fault

Simulation results for Double Line to Ground fault:

At the point when the framework works without FD-STATCOM and uneven DLG blame is happened. The RMS voltage faces with 20% abatement as for the reference voltage. It is watched that the proposed technique has accurately relieved voltage droop. The RMS voltage and line voltage Vab at the heap point, individually, for the situation when the framework works without FD-STATCOM and unequal DLG blame is happened. The RMS voltage faces with 20% lessening as for the reference voltage. The Vab recurrence ranges amid relief of voltage droop. The THD of Vab in amid alleviation of DLG blame event is exceptionally reasonable and 0.036%.The RMS Voltage (VRMS) at PCC without FD-STATCOM.

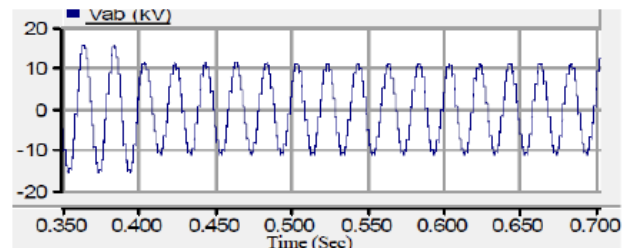


Fig.15: Vab Line Voltage at PCC without FD-STATCOM

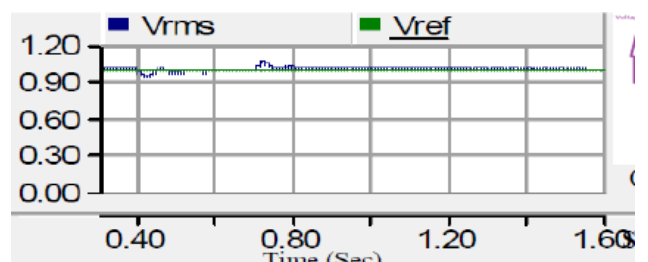


Fig.16: Compensated RMS Voltage

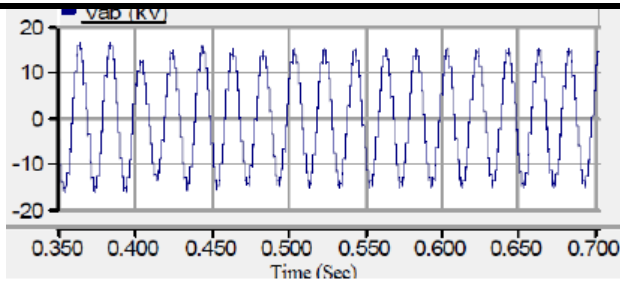


Fig.17: Mitigated Line Voltage V_{ab} at the Load Point




Fig.18: Frequency spectrum for V_{ab} during mitigation of DLG fault

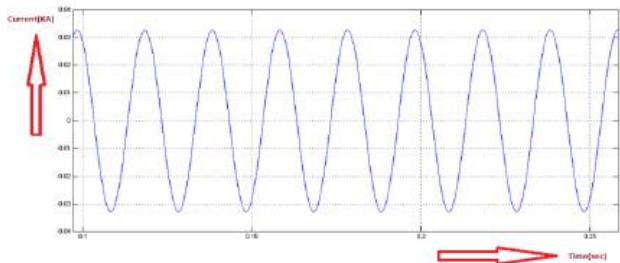


Fig.19: Compensated line Current (KA) at the load point

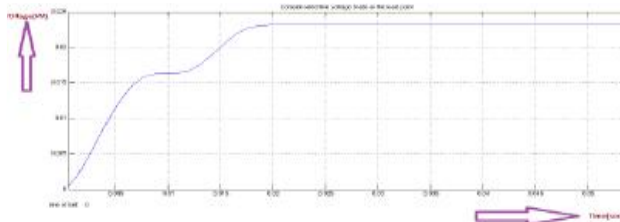


Fig.20: RMS voltage without using D-STATCOM




Fig.21: Compensated RMS Voltage by using D-STATCOM

Simulation results under islanded operating condition:

The RMS voltage, line voltages and load streams (versus kA) at the PCC, separately, for the situation when the framework works without FD-STATCOM and under islanded working condition.

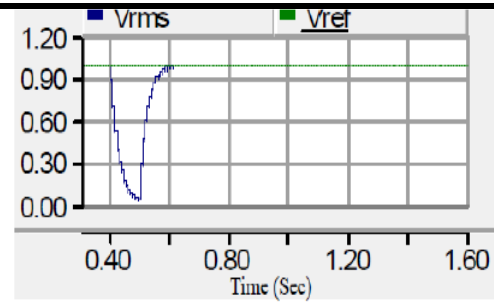


Fig.22: VRMS at PCC without FD-STATCOM under islanding condition.

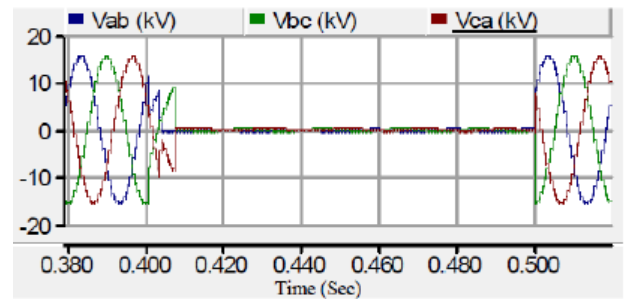


Fig.23: Line Voltages at PCC without FD-STATCOM

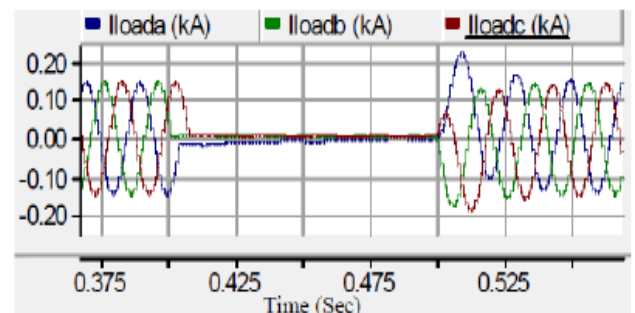


Fig. 24: Load Currents without FD-STATCOM in islanding condition

The relieved RMS voltage, line voltages at the heap point and remunerated load streams, separately, utilizing the proposed strategy. It is watched that the RMS stack voltage is near the reference esteem, i.e., 1pu and FD-STATCOM can supply energy to delicate burdens, effectively. The V_{ab} recurrence ranges amid alleviation of voltage hang brought about by islanding condition.

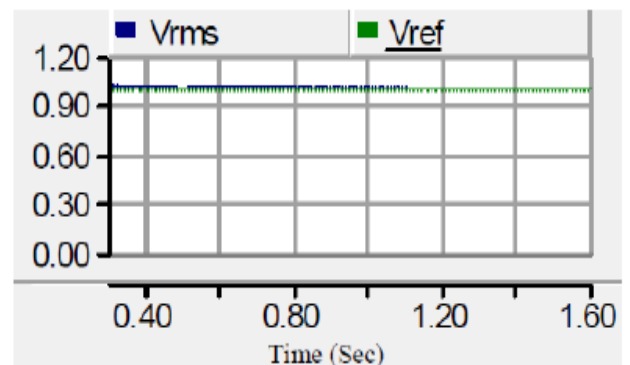


Fig.25: Compensated RMS voltage

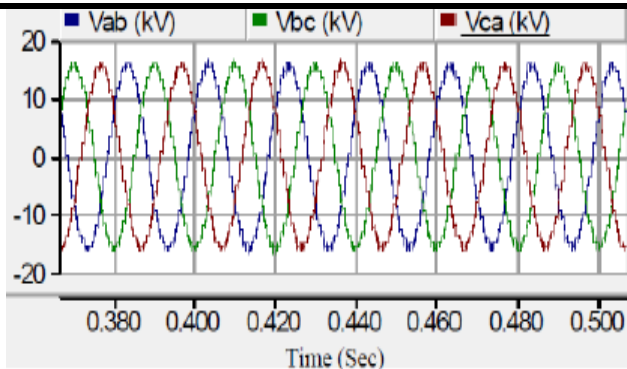


Fig.26: Compensated line voltages at the load point

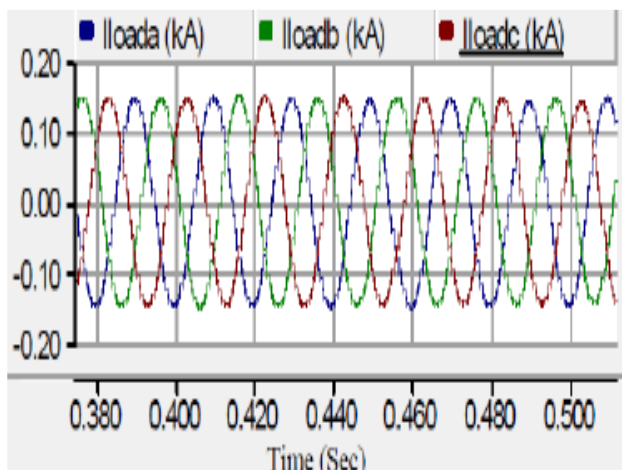


Fig.27: The mitigated load currents (in kA)

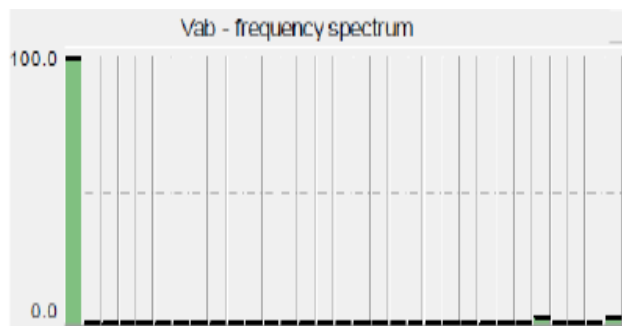


Fig.28: Frequency spectrum for Vab under islanding operating condition

VI. CONCLUSION AND FUTURE WORK

In System configuration record I have recognized the distinctive kind of modules in my venture, and delineated diverse sort of circuit outlines for the modules to depict about the Statcom gadgets. An adaptable D-STATCOM is suggested that could both alleviate uneven blames and work as a DG, when it supplies energy to delicate burdens while the principle utility source is detached. Subsequently, D-STATCOM works same as a FDG and thusly, it is called FD-STATCOM. Likewise, this venture has proposed another control strategy for relieving the voltage lists, brought on by uneven shortcomings and islanding condition, at the PCC. The proposed technique

depends on incorporating FD-STATCOM and SCESS. This proposed control plan was tried under an extensive variety of working and it was watched that the proposed strategy is exceptionally hearty for each situation. Furthermore, the controlled VRMS voltage demonstrated a sensibly smooth profile. It was watched that the heap voltage is near the reference esteem, i.e., 1pu and the voltage hangs are totally limited.

REFERENCES

- [1] Elements of power system analysis by William D. Stevenson.
- [2] C. J. Gajanayake, D. M. Vilathgamuwa, P. C. Loh, F. Blaabjerg, and R. Teodorescu, "A z-source inverter based flexible DG."
- [3] M. I. Marei, E. F. El-Saadany, and M. M. A. Salama, "A novel control algorithm for the DG interface to mitigate power quality problems," IEEE Trans. Power Del., vol. 19, no. 3, pp. 1384-1392, July 2004
- [4] L. S. Patil and Ms. A. G. Thosar, "Application of D-STATCOM to mitigate voltage sag due to DOL starting of three phase induction motor," in Proc. IEEE International Conference on Control, Automation, Communication and Energy Conservation, 2009, pp. 1-4.
- [5] E. Babaei, A. Nazarloo, and S. H. Hosseini, "Application of flexible control methods for D-STATCOM in mitigating voltage sags and swells," in Proc. IEEE International Power and Energy Conference (IPEC), Singapore, 2010, pp. 590-595.
- [6] H. Hatami, F. Shahnia, A. Pashaei, and S.H. Hosseini, "Investigation on D-STATCOM and DVR operation for voltage"
- [7] Understanding FACTS: Concepts and Technology of Flexible AC Transmission Systems Narain G. Hingorani, Laszlo Gyugyi.
- [8] M. I. Marei, E. F. El-Saadany, and M. M. A. Salama, "Flexible distributed generation: (FDG)," in Proc. IEEE Power Engineering Soc. Summer Meeting, 2002, vol. 1, pp. 49- 53
- [9] H. H. Zeineldin, E. F. El-Saadany, and M. M. A. Salama, "Impact of DG interface control on islanding detection and no detection zones," IEEE Trans. Power Del., vol. 21, no. 3, pp. 1515-1523, July 2006
- [10] High voltage direct current transmission by J. Arrillaga.